

CONDIZIONATORI DA PARETE INDOOR UL LISTED UL LISTED WALL MOUNTED INDOOR COOLERS

1500W
1500W



Descrizione Description

• Tutte le versioni bifase e trifase possono essere alimentate a differenti tensioni, mediante la modifica del cablaggio interno (seguire schemi).

■ Campo regolazione temperatura (set di fabbrica) da / a: **+30°C / +40°C**

■ Livello di rumore **67 dB (A)**

■ Tipo di refrigerante **R513a**.

■ Tipo ciclo di lavoro **100%**

■ NEMA TYPE 12

Opzionale

COLORE SPECIALE = R9ULK...

• All two-phase and three-phase versions can be supplied with different voltages, by changing the internal wiring (follow diagrams).

■ Temperature regulating range (factory set) from /to **+30°C / +40°C**

■ Noise level **67 dB (A)**

■ Coolant type: **R513a**.

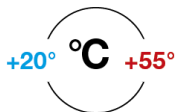
■ Operating cycle type **100%**

■ NEMA TYPE 12

Optional

SPECIAL COLOR = R9ULK...

IP54



Dati Tecnici Technical Data

COVER VERNICIATA/PAINTED

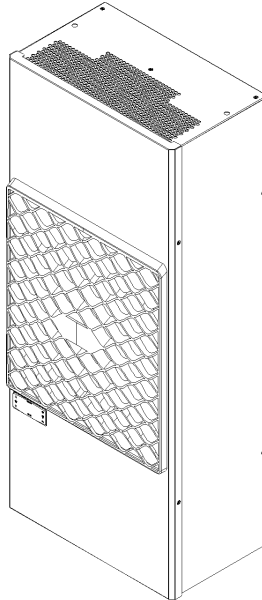
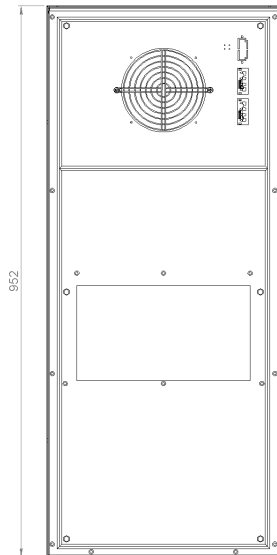
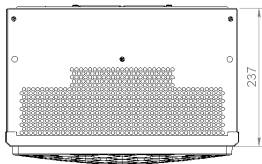
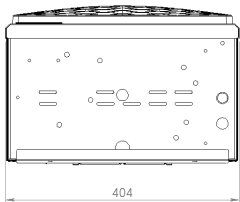
CODICE CODE	TENSIONE ALIMENTAZIONE POWER SUPPLY	FREQUENZA FREQUENCY HZ	POTENZA FRIGORIFERA (DIN_3168,W) REFRIGERATING POWER (DIN_3168,W)		DISPOSITIVO DI PROTEZIONE E SICUREZZA SUGGERITO SUGGESTED PROTECTION AND SAFETY DEVICE	POTENZA ASSORBITA POWER CONSUMPTION		FLA MASSIMA CORRENTE DI ESERCIZIO FLA MAXIMUM OPERATING CURRENT	CORRENTE DI SPUNTO STARTING CURRENT	PESO WEIGHT KG
			L35/L35	L35/L50		L35/L35	L35/L50			
R5ULK15011L	115 Vac - 1 ph	50/60	1420 / 1560	1140 / 1190	20 A	680/780	780/940	11 / 13 A	48 A	48
R5ULK15021L	230 Vac - 1 ph	50/60	1420 / 1560	1140 / 1190	10 A	680/780	780/940	5,5 / 6,1 A	24 A	41
R5ULK15042L	460 Vac - 2 ph	50/60	1420 / 1560	1140 / 1190	10 A	680/780	780/940	2,9 / 3,1 A	16 A	50

COVER INOX/AISI 304

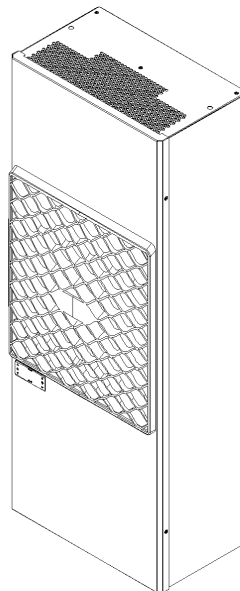
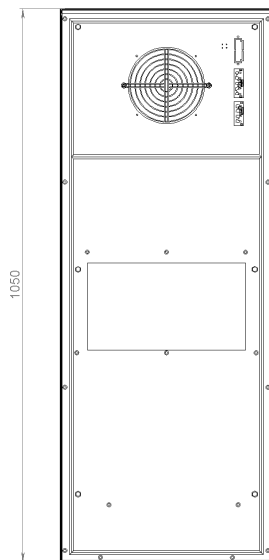
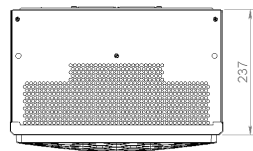
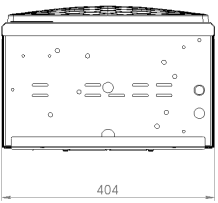
CODICE CODE	TENSIONE ALIMENTAZIONE POWER SUPPLY	FREQUENZA FREQUENCY HZ	POTENZA FRIGORIFERA (DIN_3168,W) REFRIGERATING POWER (DIN_3168,W)		DISPOSITIVO DI PROTEZIONE E SICUREZZA SUGGERITO SUGGESTED PROTECTION AND SAFETY DEVICE	POTENZA ASSORBITA POWER CONSUMPTION		FLA MASSIMA CORRENTE DI ESERCIZIO FLA MAXIMUM OPERATING CURRENT	CORRENTE DI SPUNTO STARTING CURRENT	PESO WEIGHT KG
			L35/L35	L35/L50		L35/L35	L35/L50			
RIULK15011L	115 Vac - 1 ph	50/60	1420 / 1560	1140 / 1190	20 A	680/780	780/940	11 / 13 A	48 A	48
RIULK15021L	230 Vac - 1 ph	50/60	1420 / 1560	1140 / 1190	10 A	680/780	780/940	5,5 / 6,1 A	24 A	41
RIULK15042L	460 Vac - 2 ph	50/60	1420 / 1560	1140 / 1190	10 A	680/780	780/940	2,9 / 3,1 A	16 A	50

1500W
1500W

Specifiche tecniche Technical Specs



R5ULK...21L
RIULK...21L



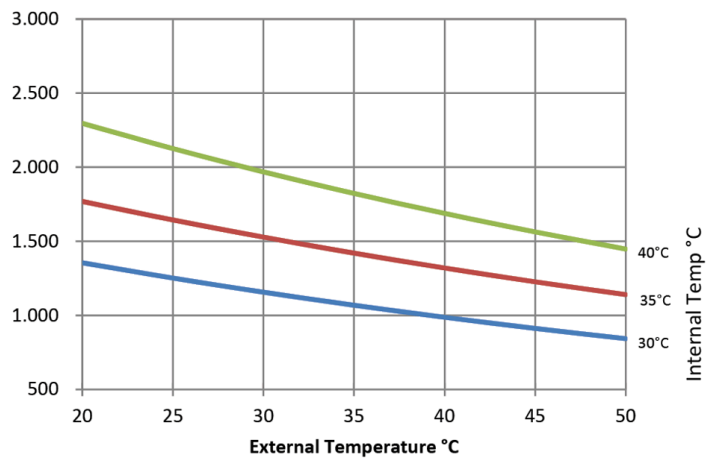
R5ULK...11L/42L
RIULK...11L/42L

1500W
1500W

Specifiche tecniche Technical Specs

Potenza frigorifera
Refrigeration power

W 50Hz



W 60Hz

